

## Sine Wave Power Inverter

# DIASINE

Durability Improvement by Fanless Design  
Highly reliable Japanese Design



### Compact and Fanless Structure

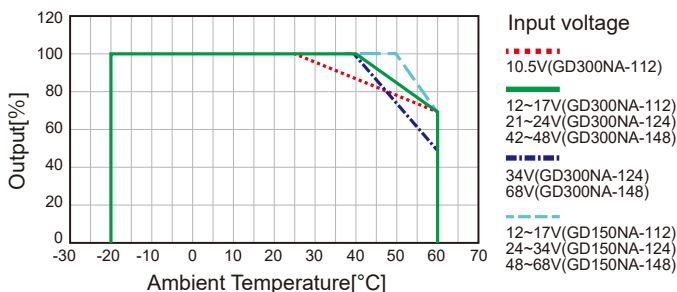
DENRYO research and development team reviewed the circuits and structures from scratch. Thanks to the highly effective design improved DC-AC conversion efficiency to suppress heat loss, DIASine has achieved compact and fanless structure.

### Lightweight and Slim Design

DIASine has achieved the lightest weight of 1.0kg and the smallest volume of 1.5L in the same output class of inverters. The height of DIASine is 44mm/ 1.7 inch (1U). Portable and small feature deliver flexible applications.

### Wide Temperature Range

DIASine (GD300) outputs full rated power under -20 to +40°C, and 70% 40 to 60°C. GD150 outputs full rated power under -20 to +50°C, and 70% under 50 to 60°C.



### Low Power Mode and Sleep Mode

Thanks to the built-in "Low Power mode" and "sleep mode", the self-consumption current can be reduced up to 50%.  
\*Except GD300NA-112

### Reverse Polarity Protection Circuits

DIASine has the exclusively own built-in circuit of input reverse polarity protection\*. This circuit protects DIASine even if the battery is connected reverse polarity. Moreover, the reversed connection warning LED lights immediately to inform user reverse polarity connection.



\*Patent applied for Reversed Connection Warning LED

### Wide Input Voltage Range

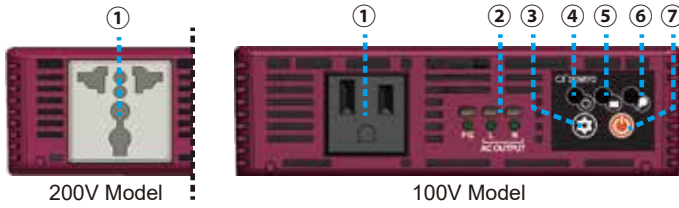
The input voltage range of DIASine is wider than other inverters. DIASine is capable to apply to battery with wide range voltage.

### Designed in Japan

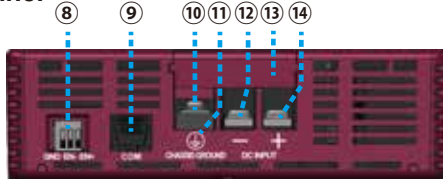
Both software and hardware are designed in Japan.

## Interface

### Front Panel

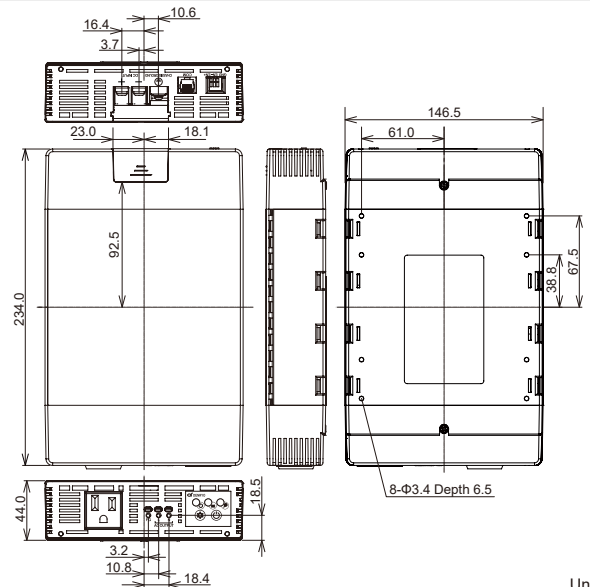


### Rear Panel



1 AC Outlet	2 AC Output Terminal	3 Setting Button	4 Power LED
5 Battery LED	6 Load LED	7 Power Button	8 Remote Connector
9 Optional Terminal	10 Grounding Terminal	11 Reversed Connection Warning LED	12 Battery Input (-)
13 Terminal Cover	14 Battery Input (+)		

## Dimension



Unit [mm]

## Specification

MODEL	GD150NA-112 GD150NU-212	GD150NA-124 GD150NU-224	GD150NA-148 GD150NU-248	GD300NA-112 GD300NU-212	GD300NA-124 GD300NU-224	GD300NA-148 GD300NU-248
Input Battery Voltage	12V	24V	48V	12V	24V	48V
Input Voltage Range <sup>1</sup>	10.5~17Vdc	21~34Vdc	42~68Vdc	10.5~17Vdc	21~34Vdc	42~68Vdc
No-load Current <sup>2</sup> (Low power mode)	0.4A	0.2A	0.1A	---	0.3A	0.1A
No-load Current <sup>2</sup> (Normal mode)	0.6A	0.3A	0.2A	0.7A	0.4A	0.2A
Standby Mode Consumption <sup>2</sup>	7mA	7mA	4mA	8mA	7mA	5mA
Sleep Mode Consumption <sup>2</sup>	1mA	3mA	3mA	---	4mA	3mA
Efficiency at Rated Load	89%	89%	90%	90%	90%	90%
Output Rated Power		150VA			300VA	
Output Peak Power (3min.)		180VA			360VA	
Output Surge Power (3sec.)		210VA			420VA	
Output AC Voltage (switchable)	100Vac (default)/110/115/120Vac 200/220/230Vac (default)/240Vac					
Frequency (switchable)	50±0.1Hz (default)/60Hz					
Waveform	Sine wave, <3%THD					
LED Indicators	Operating status, Battery voltage/Output power level, Protection function, Operation setting					
Remote-control	Output remote ON/OFF control terminal					
Protection Circuits <sup>3</sup>	UVP, OVP, input reverse polarity, OLP, SCP, output voltage error, OTP					
EMC	EN60950-1:2006/A2:2013					
Safety Standard	EN55024:2010, EN55032:2012, FCC class A <sup>4</sup>					
Withstand Voltage	Battery I/P-AC O/P: 3.0kVac, AC O/P-Ground: 1.5kVac, Battery I/P-Ground: 1.5kVac					
Isolation Resistance	>100MΩ/500Vdc/25°C/70% RH					
Vibration	10~500Hz, 3G 10min./ 1cycle, 60mins. XYZ axes					
Operating Temp./Humidity	-20~+50°C at rated load, +60°C at 70% load/20~90%RH			-20~+40°C at rated load, +60°C at 70% load/20~90%RH		
Storage Temp./Humidity	-30~+70°C/10~95%RH					
Accessories	Cable with plug <sup>5</sup>	---	---	---	---	---
Dimension(W×H×D)	146.5×44.0×234.0mm					
Weight	0.9kg			1.0kg		

All parameters NOT specially mentioned are measured at 12Vdc/24Vdc/48Vdc input voltage, rated load, power factor=1.0, 25°C of ambient temperature and under the default setting.

\*1 Tolerance of voltage: 12±0.5V, 24: ±1V and 48: ±2V. \*2 Average. \*3 UVP: Under Voltage Protection. OVP: Over Voltage Protection. OLP: Over Load Protection. SCP: Short Circuit Protection. OTP: Over Temperature Protection. \*4 FCC class A is only for 100V models. \*5 Length of cable: 1500±30mm

◆Specifications and appearance are subject to change without prior notice.

# DENRYO CO., LTD.

28-5, Nishinipori 2 Chome Arakawa-ku,  
Tokyo 116-0013, Japan  
Phone : +81-3-3802-3671  
Fax : +81-3-3802-2974  
Website : www.denryo.com  
E-mail : info-en@denryo.com